



PG50/75z

- > Wall Louvre
- > Z Shaped Blade
- > Surface Flange

DESCRIPTION

The PG50/75Z is a surface mounted wall louvre, manufactured from extruded aluminium profiles. The Turn and Click system ensures quick and easy assembly.

The Z shaped aerofoil blade ensures a tight design. An insect screen is fitted as standard.

CONSTRUCTION

Extruded Aluminium.

Insect screen:

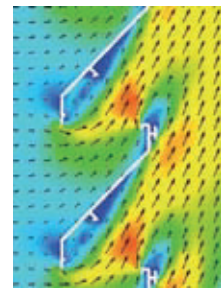
Standard:

- Stainless steel mesh
2,3 x 2,3 mm

Optional:

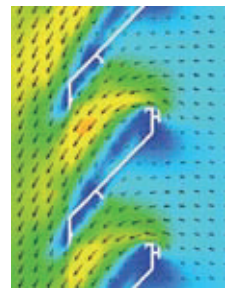
- Stainless steel mesh
6 x 6 mm (vermin screen)
- Stainless steel mesh
20 x 20 mm (bird guard)

EDF SIMULATION



IN

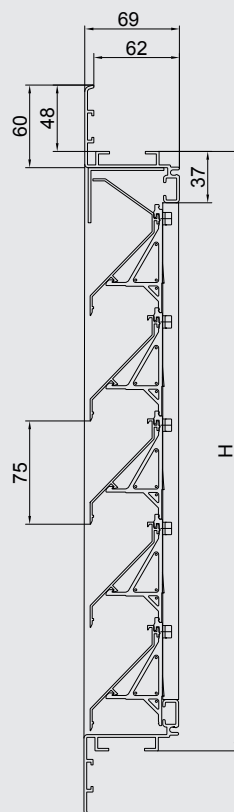
K-factor
Intake: 9.00
Ce: 0.33



OUT

K-factor
Exhaust: 13,87
Cd: 0.27

PG50/75Z



TECHNICAL SPECIFICATIONS

Fitting depth	62 mm
Blade pitch	75 mm
Frame flange	48 mm
Visual free area	80%
Physical free area	49%

NOTES

All dimensions are given in mm.